

# Arkal 2" Dual Lite Filter (detachable spine)

Catalog No. 1205 3 \_ \_ \_

## Features

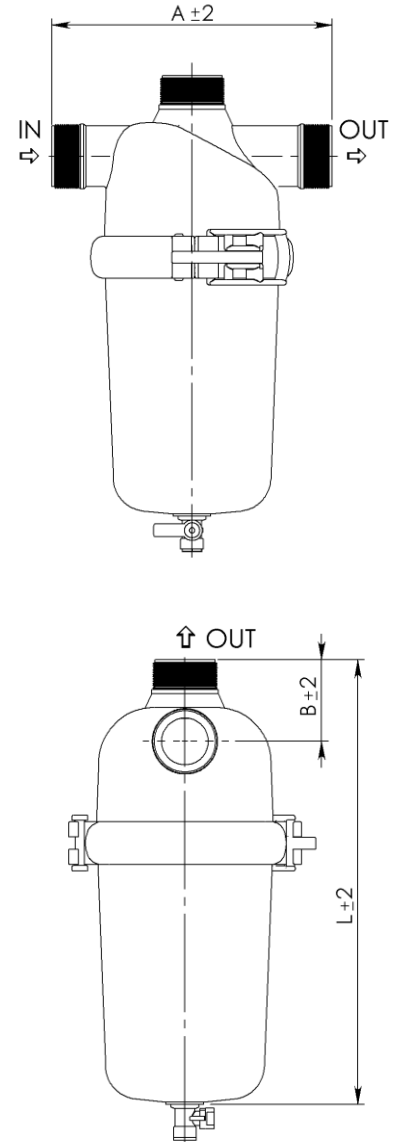
- Two outlets options – inline or angle
- Highly resistant to corrosion
- Detachable spine
- Pressure differential disc compression
- Adapts to horizontal or vertical installation
- Available in various filtration grades



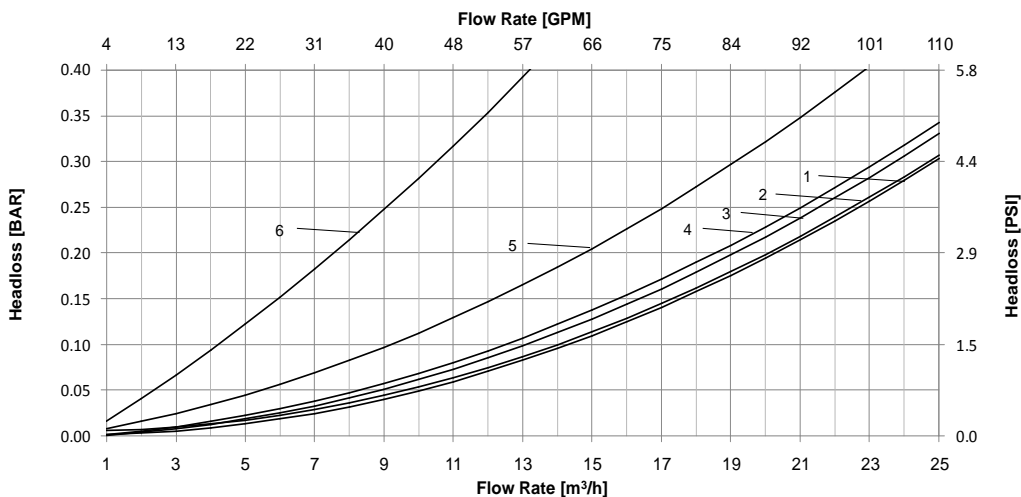
## Technical Data

Inlet/Outlet diameter	2" Male Threads	
Max. Pressure	8bar	116psi
Max. Flow rate 400-100 micron	≤25m <sup>3</sup> /h (6.9 l/sec)	≤110gpm
55 micron	≤16m <sup>3</sup> /h (4.4 l/sec)	≤70gpm
20 micron	≤8m <sup>3</sup> /h (2.2 l/sec)	≤35gpm
Filtration area	950 cm <sup>2</sup>	147 in <sup>2</sup>
Filtration volume	1225 cm <sup>3</sup>	75.7 in <sup>3</sup>
Filter length L	416mm	16.37inch
Filter width A	260mm	10.23inch
Distance between connections	A. 260mm B. 75mm	A. 10.23inch B. 2.95inch
Weight	3Kg	6.6lbs
Maximum temperature *	60° C	140° F
pH	2-13	

\* Work pressure and pH resistance reduced at elevated temperature.



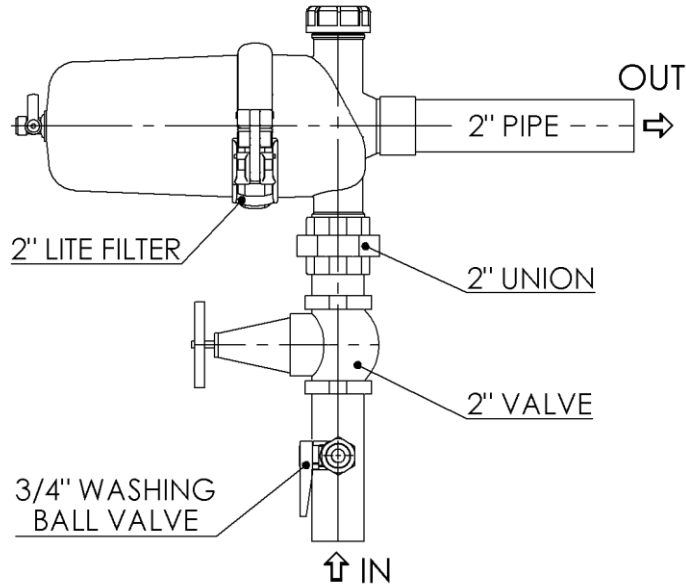
## Headloss Chart



### Filtration Grades

- 1 - Blue (400 micron / 40 mesh)
- 2 - Yellow (200 micron / 80 mesh)
- 3 - Red (130 micron / 120 mesh)
- 4 - Black (100 micron / 140 mesh)
- 5 - Green (55 micron)
- 6 - Grey (20 micron)

**Typical Recommended Installation**



**Dismantling**

1. Turn off the water.
2. Release the pressure through the drainage ball valve.
3. Open the filter clamp and remove the cover.
4. Unscrew and remove the filter element.
5. Wash the filter element.
6. If the filter discs require acid treatment you may dip the complete filter element in acid according to our recommendation.

**Winterization:**

To prevent filter damage due to freezing water - drain all the water from the filter and leave the drain valve open.

**Part List**

No.	Cat. No.	Description	Materials
1	2511 0200	2" Cap	R.PA
2	2212 0002	Filter body	PP
3	2507 0203	Spine extension	PP
4	2021 1_ _ _	Disc set	PP
5	2502 0202	Spine body	PP
6	2126 1_ _ _	Filtration element	PP
7	2253 0235	Clamp	R.PA
8	5003 2361	O-ring 2-361(151.77x5.33)	EPDM
9	2501 0202	Filter cover	PP
10	5054 0212	1/2" ball valve	BRASS

**Materials**

PP - POLYPROPYLENE  
R.PA - REINFORCED POLYAMIDE

**Note:** This filter is equipped with a pressure safety device. If pressure exceeds the maximum work pressure, the seal will act as a pressure release element. If such occurs, please open the clamp, place the seal on the cover and reassemble.

**Assembly**

1. Place the spine, turn clockwise until secure. Verify that the spine is tightened in place.
2. Place the cover and attach the clamp. Verify that the clamp is securely locked.

