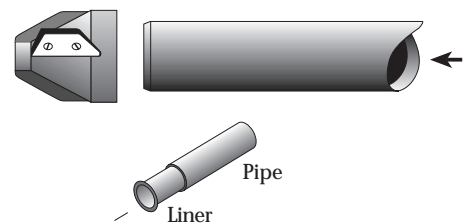


## Compression Fitting

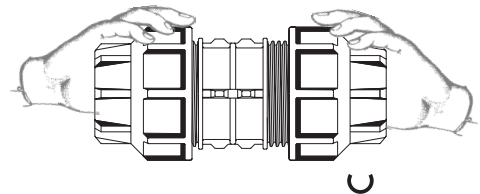
Installation Instructions for diameters 16 - 75 mm

- 1 Bevel the pipe end.  
Ask your supplier for IG Chamfering tool

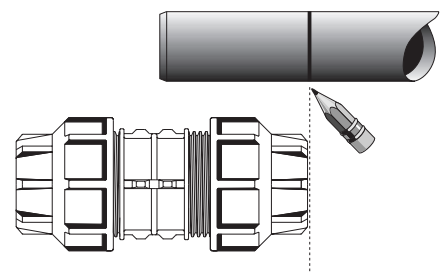
a. 1  
(UK) Insert the correct liner into the pipe



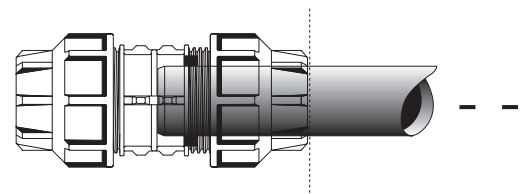
- 2 Release the Coupling Nut almost to the end of the thread but do not remove.



- 3 Mark the insertion depth on the pipe.



- 4 Push the pipe into the fitting, until it reaches the internal edge stopper, beyond the D Ring (the mark on the pipe should reach the nut).



- 5 Tighten the Nut manually.

