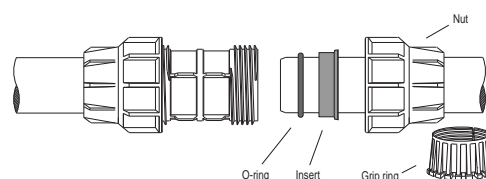
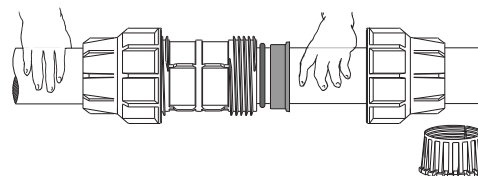


Instruction for Mounting the 90-110mm Fitting

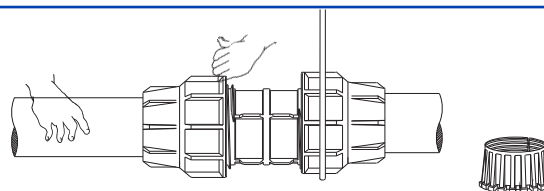
- 1** Unscrew the fitting. Leaving the grip ring a side, thread the nut, the insert and the O-ring on the pipe.



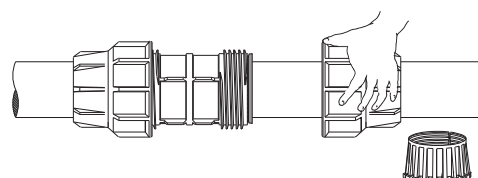
- 2** Push the pipe into the fitting until it reaches the internal edge stopper. Advance the O-ring and the insert towards the body of the fitting.



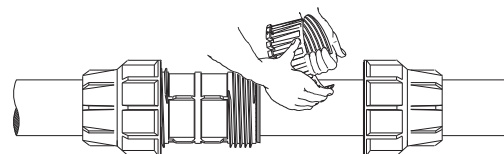
- 3** Tighten the nut until it reaches the end of the thread, using a suitable wrench.



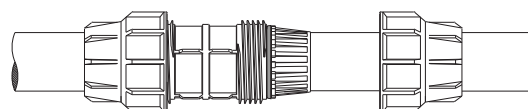
- 4** Unscrew the nut and remove it from the body of the fitting.



- 5** Open the grip ring and place it on the pipe, next to the insert.



- 6** The fitting is now ready for final tightening.



- 7** Tighten the nut, using a wrench.

